

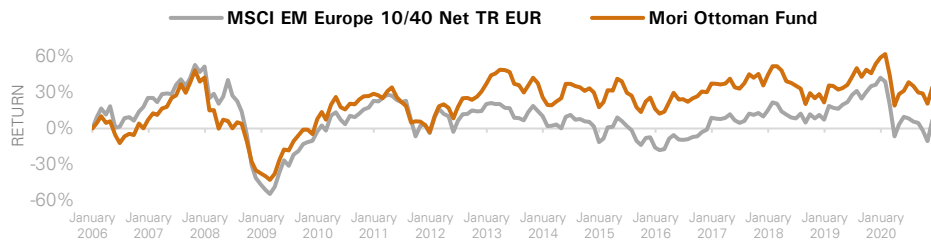
Mori Ottoman Fund



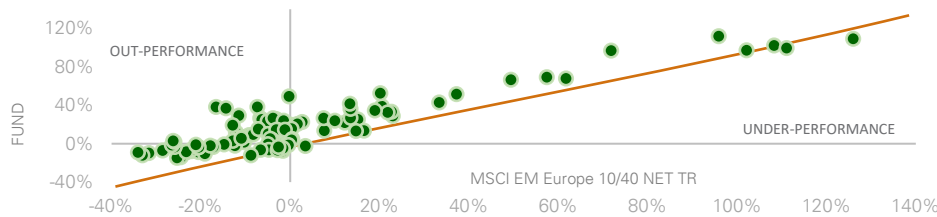
Fund Objective

The Fund seeks long-term capital appreciation through investment primarily in a portfolio of Emerging European securities. The Fund may also invest opportunistically Middle East and North Africa region securities from time to time. The Fund manager specialises in investment in Emerging Europe and uses a bottom-up approach that incorporates both stock and sector views. The stock-picking style uses proprietary valuation models, target prices, stock market capitalisation, liquidity and view on management's quality.

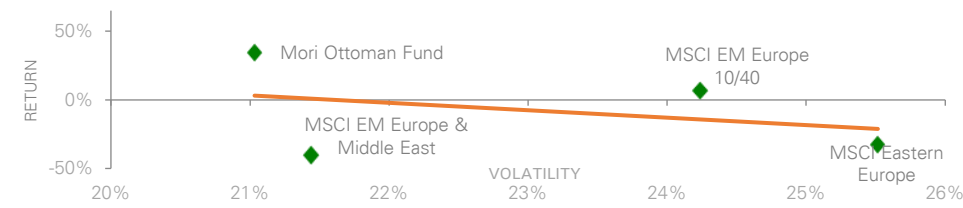
Historical Performance¹ (Since Inception to 30 November 2020, EUR A-Share Class)



5-Year Rolling Returns² (Since Inception to 30 November 2020, EUR A-Share Class)



Return / Volatility² (Since Inception to 30 November 2020, EUR A-Share Class)

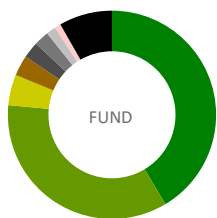


Performance³ (%)

	1mth	YtD	1Yr	2Yr	3Yr	5Yr	10Yr	Since Inception
Fund	11.4%	-15.4%	-11.9%	6.6%	1.5%	13.1%	5.7%	34.4%
Index	19.3%	-25.1%	-21.7%	-4.1%	-2.9%	15.3%	-9.1%	6.7%

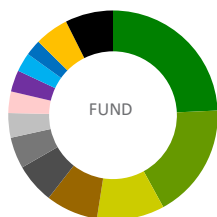
Portfolio Overview⁴ (%)

Country Breakdown



	% of Port.	vs. Index
Russia	39.1	-25.9
Turkey	33.1	24.8
Poland	4.5	-12.0
Multinational	3.0	3.0
Greece	2.4	-0.4
Czech Republic	2.2	-0.1
Romania	1.4	1.4
Ukraine	0.9	0.9
Hungary	0.0	-5.0
Cash & Equivalents	7.8	7.8

Sector Breakdown



	% of Port.	vs. Index
Financials	25.6	4.6
Energy	18.7	-14.9
Materials	11.0	-3.6
Telecommunications	8.5	4.0
Consumer Staples	6.5	-0.4
Utilities	5.1	2.7
Real Estate	4.0	4.0
Consumer Discretionary	3.5	-1.3
Diversified	3.5	2.5
Industrials	3.1	2.3
Information Technology	2.6	-7.9
Index Derivatives	-5.5	-5.5
Cash & Equivalents	7.8	7.8

Investment Process

- Bottom-up stock picking
- In-house qualitative and quantitative proprietary valuation database
- Unconstrained, non-benchmark
- Active Beta management (1) Cash management (2) Opportunistic use of futures, options and FX hedging
- Disciplined "sell" process

Fund Summary

Fund Type	UCITS
Domicile	Dublin
Currency	EUR
Index	MSCI EM Europe 10/40 Index
Fund Manager	Aziz Unan (Since inception)
Launch Date	3 January 2006
AUM	EUR 27.8m

Portfolio Characteristics

	Fund	Index
(%) Volatility	17.3	19.4
(%) Active Share	68.8	
(%) Tracking Error	8.7	
Information Ratio	0.2	

Financial Ratios

	Fund	Index
Price Earnings (12 months forward)	5.7	9.4
Return to Book	1.2	1.0
Return on Equity	18.6	7.7
Dividend Yield (12 months forward)	2.6	4.2

Top 10 Holdings

Lukoil	6.8
Novatek	4.7
Is Yatirim	4.0
Sberbank	3.9
MTS	3.1
Sutgutneftegas	3.1
Vakifbank	2.6
Mail.Ru Group	2.6
Koza Altin	2.4
Aksa Enerji	2.4

Market Cap

> 5 Bln	30.2%
1-5 Bln	34.1%
< 1 Bln	27.9%

¹ Cumulative total return, net of fees, of the A EUR Share Class until 11 July 2012, then C EUR Share Class. ² Performance based on monthly total returns in EUR (A Share Class), net of fees, excluding initial charge. ³ Performance based on monthly total returns in EUR (C Share Class), net of fees, except 5-Year, 10-Year & since inception (A EUR Share Class). ⁴ Table weights shown adjusted for delta exposure, pie chart shows table weights to 100. Past performance is not a guide to future performance. The value of investments may go down as well as up and investors may lose money. SOURCE: Unless otherwise stated, all data sourced from Bloomberg and Northern Trust as of 30.11.2020.

Mori Ottoman Fund



Performance

With the Covid-19 vaccine news hitting the news wires, global equities quickly reversed the negative sentiment from October and ended up printing one of the strongest months in recent history in November. Emerging European indices joined the global rally as well. Greek and Central European indices outperformed in November. Despite our funds' strong performance, we lagged the regional MSCI Emerging Europe 10/40 Total Return Index last month as smaller markets, where we have relatively light exposure, outperformed the larger ones. During times of strong ETF inflows (as was the case last month), it does not take much for smaller markets to outperform due to low market/stock liquidity and small market size. However, our year-to-date performance remains comfortably above that of the MSCI Emerging Europe 10/40. The net asset value of Mori Ottoman Fund increased by 11.4% in euro terms (C share class) in November, while the MSCI Emerging Europe 10/40 Total Return Index was up 19.3% on the month.

Portfolio Activity

As soon as the Covid-19 vaccine news hit the news wires, we decided to quickly cut our exposure to Wisdomtree Gold and Silver. Given the massive expansion of the money base by central banks and governments since the Covid-19 outbreak earlier this year, we are still bullish on the outlook for these precious metals in the medium to long term. However, we think that the price of gold and silver may correct and/or consolidate in the short term, as the markets would likely go on risk-on mood in anticipation of the economies normalising, especially from the second half of 2021, with the mass availability of the vaccines. Furthermore, the needle shifted towards Joe Biden in the election race in the US, which was taken positively by the riskier assets. In this respect, we also decreased our index and foreign exchange hedge futures.

The Treasury and Finance Minister in Turkey resigned last month citing health reasons. Investors may recall that the Turkish Central Bank Governor was replaced by a Presidential decree earlier. The appointments of the new Central Bank Governor and the new Treasury and Finance Minister were taken positively by the market. The Central Bank hiked the policy interest rate by 475 basis points and introduced a number of market-friendly steps in order to curb inflation, which reared its head following the monetary expansion during the pandemic. We decided to add onto our holding in Turkcell as the company surpassed our and consensus projections and revised its guidance upwards.

Outlook

Our annual round of company meetings (virtual this year) in the region started towards the end of November and will extend towards the end of December. We are pleased to hear that the companies we have talked to so far have done better than what we projected during this particularly difficult year. Their (current) relatively conservative stance for 2021 also hints that many of them may beat next year's targets and budgets, in our view.



Contacts

Investor Relations Mori Capital Management Limited +356 2033 0110
 Regent House, Office 35 info@mori-capital.com
 Bisazza Street, Sliema
 SLM 1640 Malta

SOURCE: Bloomberg as of 30 November 2020, unless stated otherwise. **Past performance is not a guide to future returns.**

Please Note For professional investors only
 This investment is not for sale to US persons in the US

Securities may not be offered or sold in the United States (US) absent registration with the US Securities and Exchange Commission or an exemption from registration under the US Securities Act of 1933, as amended. Mori Capital Management has not registered, and does not intend to register, any securities referenced herein in the US and does not intend to conduct a public offering of securities in the US.

Past performance is not a guide to future performance. The value of investments can fall as well as rise and you may get back less than what you originally invested. Where a fund invests in overseas currencies, changes in currency exchange rates may affect the value of your investment. Investments in small and/or emerging markets can be more volatile than in other more developed markets.

The information contained in this document is neither an offer to sell nor a solicitation of an offer to purchase interests in the Fund, nor does it represent a research report. Please consult your financial and tax advisers if you are considering investing in this Fund. For further information, a copy of the KIID or a copy of the current Prospectus please contact info@mori-capital.com.

This document may contain certain forward-looking statements with respect to the investment managers strategies or expectations. Forward-looking statements speak only as of the date they are made, and investment manager assumes no duty to and does not undertake to update forward-looking statements.

Mori Capital Management Ltd is licensed and regulated by the Malta Financial Services Authority (License no: I/S 66999). Registered office: Regent House, Office 35, Bisazza Street, Sliema SLM 1640, Malta.

© 2020 Mori Capital Management Limited.

Fund Facts	
Management Fee	1.75% (A), 2.00% (AA), 1.25% (C, M)
Performance Fees	15% of increase over highest of any previous quarter end NAV (A)
Initial Min. Investment	€, £ 10,000 (A, AA) €, \$, £ 1,000,000 (C, M)
Dealings	Daily
Dealing Day Cut-Off	10:00am Irish Time
Redemptions	Daily
Settlement	T+3 T+4 (GBP share classes)
Redemption Fee	0%
Administrator	Northern Trust Fiduciary Services (Ireland) Limited
Entry Charges	0%
Launch Date	
A EUR	03.01.2006
AA GBP	10.05.2013
C EUR	01.06.2012
C USD	01.06.2012
C GBP	01.11.2012
M USD	14.01.2020
Launch Price	
A EUR	100.00
AA GBP	10.00
C EUR	10.00
C USD	10.00
C GBP	10.00
M USD	100.00
Current NAV	
A EUR	134.38
AA GBP	9.77
C EUR	11.57
C USD	12.43
C GBP	11.58
M USD	87.47
Bloomberg Codes	
A EUR	GRIOTTO ID
AA GBP	RAOTAAG ID
C EUR	RAOTTCE ID
C USD	RAOTTCCU ID
C GBP	RAOTTCCG ID
M USD	MORIOMU ID
ISIN Codes	
A EUR	IE00B0T0FN89
AA GBP	IE00B87G5S97
C EUR	IE00B8G12179
C USD	IE00B4XYZP64
C GBP	IE00B87PYK12
M USD	IE00BJLC3Y24

Signatory of:

